

Alpha 600 Series


Industrial Radio Remote Control Systems



Alpha 600 Series

Visualized Software

This series allows you to set every kind of function combination on software setting display by connecting programmers and radio remote controls via USB interface.



Adjustable PLL RF Module


Both transmitter and receiver are equipped with PLL (Phase Lock Loop) synthesized RF module with 68 sets of user-selectable RF channels (narrow band FM) for the transmitter code transmission.

Alpha 600
FOMOTECH

FOMOTECH

Complete Auto-Test System

Multi auto-test functions are available, including: receiver and transmitter low voltage test, warning, auto shutdown, pushbutton breakdown test, main relay breakdown test...etc.



Super Power Saving

Receivers MAIN relay is programmed to drop (open) the “Main Line Disconnect Contact” after several minutes of inactivity. The auto shutdown time can be selected on software setting display. The intermittent data transmitting is designed for power saving purpose, so the fully charged batteries can be used for over consecutive 120 hours

Electromagnetic Induction Charge

The undisclosed metal and sensor type contact of battery charger provides immediate charging simply by placing the transmitter into the charging slot. Opening the battery cover to change the batteries is not needed. With this design, the transmitter waterproof function and structure strength are increased. The transmitter operating life is also prolonged. Available charging source voltage: 100~240VAC.




Shock Absorbing Rubbers are available for transmitters

The shock absorbing rubbers on the transmitter top and bottom strengthen the shock absorbing ability and frequent dropping.




Waterproof and Durable

The transmitter and receiver enclosures are constructed from high-grade composite materials that resist cracking and deformation commonly occurred from frequent drops and long-term exposure to heat, sunlight and harsh environments. The enclosures are fully sealed and impervious to dust and water,



15 MODELS



α 604A	(4) single speed pushbuttons
α 604B	(4) double speed pushbuttons
α 607A	(7) single speed pushbuttons
α 607B	(6) double speed pushbuttons + (1) single speed pushbuttons
α 607AT	(6) single speed pushbuttons + (1) SELECT I / II pushbutton*
α 607BT	(6) double speed pushbuttons + (1) SELECT I / II pushbutton*
α 608A	(8) single speed pushbuttons
α 608B	(6) double speed pushbuttons + (2) single speed pushbuttons
α 612A	(12) single speed pushbuttons
α 612B	(11) single speed pushbuttons + (1) SELECT I / II pushbutton*
α 612C-1	(6) double speed pushbuttons + (6) single speed pushbuttons
α 612C-2	(8) double speed pushbuttons + (4) single speed pushbuttons
α 612D	(10) double speed pushbuttons + (2) single speed pushbuttons
α 612E-1	(6) double speed pushbuttons + (5) single speed pushbuttons + (1) SELECT I / II pushbutton*
α 612E-2	(8) double speed pushbuttons + (3) single speed pushbuttons + (1) SELECT I / II pushbutton*

* For crane systems with auxiliary hoist and trolley changeover function (5~6 motions)

SPECIFICATIONS

Transmitter Unit

Frequency Range	: 301, 419, 433, 447 & 480MHz
Transmitting Range	: 100 meters
Hamming Distance	: 6
Channel Spacing	: 25KHz
Frequency Drift	: < 5ppm @ -25°C ~ +75°C
Frequency Deviation	: < 1ppm @ 25°C
Spurious Emission	: -50dB
Transmitting Power	: 0.1mW - 10mW
Emission	: F1D
Antenna Impedance	: 50 ohms
Enclosure Rating	: IP-66
Source Voltage	: Ni-MH AA size battery 2.4V
Current Drain	: 10 ~ 18mA
Operating Temperature	: -10°C ~ +60°C (+70°C ± 10°C transmitter auto shut down)
Transmitting power consumption	: < 30mA @ 3.5V (various from encoding mode and transmitting power)
Operating time	: consecutive 120hrs @ batteries full (2500mA), Band 433MHz, transmitting power 1mW)
Dimension (604 Models)	: 140mm x 68mm x 30mm
(607~608 Models)	: 189mm x 68mm x 30mm
(612 Models)	: 235mm x 68mm x 30mm
Weight (604 Models)	: 240g (include batteries)
(607~608 Models)	: 300g (include batteries)
(612 Models)	: 350g (include batteries)

Charger Unit

Dimension	: 120mm x 105mm x 105mm
Voltage	: 100-240V 50/60Hz
Power Consumption	: max 7 Watt
Operating Temperature	: 0°C ~ +40°C
Heat Ventilation	: temperature control fan
Charging Current	: about 600mA @ 3V
Charging Time	: about 5hrs @ 2500mA
Charging Detection	: -ΔV + temperature

Receiver Unit

Frequency Range	: 301, 419, 433, 447 & 480MHz
Channel Spacing	: 25KHz
Hamming Distance	: 6
Decoding Reference	: PLL (Phase Lock Loop)
Frequency Control	: PLL
Frequency Drift	: < 5ppm @ -20°C ~ +70°C
Frequency Deviation	: < 1ppm @ 25°C
Sensitivity	: < -115dBm
Antenna Impedance	: 50ohms
Responding Time	: 40ms (Normal)
Enclosure Rating	: IP-66
Source Voltage	: α604/7/8 DC12-24V · AC48 · 110~240V 50/60Hz α612 AC25-50V · 110~240V · 380-460V 50/60Hz
Power Consumption	: 11VA
Operating Temperature	: -10°C ~ +70°C
Output Contact Rating	: 250V @ 10A
Dimension (604 Models)	: 310mm x 134mm x 72mm
(607~608 Models)	: 310mm x 134mm x 72mm
(612 Models)	: 300mm x 230mm x 86mm
Weight (604 Models)	: 1,625g (include output cable)
(607~608 Models)	: 2,000g (include output cable)
(612 Models)	: 3,400g (include output cable)

Distributed by: